

glass wool pipe and duct lagging

SOUNDLAG GW




BUILDING - INDUSTRIAL - TRANSPORT - MARINE - OIL & GAS



SOUNDPROOFING SOLUTIONS FOR ALL INDUSTRIES
pyroteknc.com

Pyrotek.

No. 1 choice of leading Acoustic and MEP consultants



Class A rating - FSI=0, SDI=10 as per ASTM E84
Class 0 as per BS 476 Part 6 & 7

SOUNDLAG® GW

The premium acoustic lagging glass wool (GW) grade.

Soundlag® GW is high-performance acoustic lagging product developed to reduce noise from pipes, valves, fan housings and air conditioning ducts in commercial, industrial and domestic buildings.

Soundlag is a composite product consisting of highly dense, foil faced, mass loaded vinyl, laminated to a scrim faced glass wool decoupling layer. The scrim encapsulates the glass fibres to protect from shedding. Known for broader compliance with international fire standards, Soundlag® GW achieves FSI = 0 and SDI = 10 when tested to ASTM E84 and "Class 0" respectively in accordance with BS 476 part 6 and 7 for outer barrier layer.

Grades available: Soundlag® 3025GW, Soundlag® 4525QGW, Soundlag® 4525GW, Soundlag® 4550GW, Soundlag® 8050GW

Soundlag® QGW - provides a quilted glass wool option.

FEATURES


- Tested and complies to ASTM E84 to meet fire and life safety regulations.
- Class 0 protection for outer aluminium foil layer in accordance with BS 476 Part 6 and 7.
- Free from odour-producing oils and bitumen.
- Varying range of weights and thicknesses.
- Black and white foil options available for exposed ceiling spaces.
- Suitable for noise sensitive areas where construction is rated at Rw 40 or above.
- Easy to cut and install using matching Tape ALR adhesive or equivalent tape.



Recommended - Tape ALR



Soundlag 4525GW achieves Rw / STC 28 rating for the barrier layer





Reduce breakout noise from waste water pipes within commercial and residential buildings

HOW TO MEASURE AND CUT MATERIAL

For Straight Pipe Sections

Measure the length (L) and outside diameter (OD) of the pipe requiring lagging.

Apply the following formula to calculate and cut the required wrapping width (W) of Soundlag. The formula allows for a 3 to 5 percent overlap .

$$W = \pi \times (OD + (2 \times T)) \times P$$

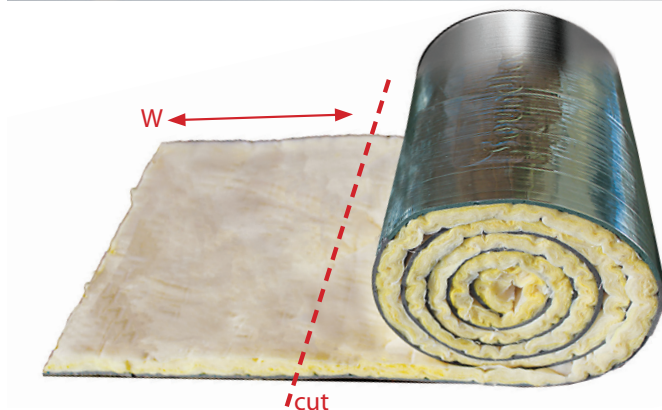

OD = outside diameter of the pipe

P = percentage overlap (1.03 to 1.1)

$\pi = 3.14$ (pi)


T = Total thickness of acoustic insulation (allow 20% compression on thickness when using convoluted foam or fibreglass decoupling layers.)

Mark the calculated width (W) along the length of the roll and cut material with a retractable knife or scissors.



Pyrotek recommends an overlap at all joins to eliminate potential flanking noise.

Soundlag® GW is easily cut with a knife or scissors, then simply wrapped around the pipe using high quality aluminium tape. Remember to always cut from the foil faced barrier side of the material.





pyroteknc.com

80+ locations in 30+ countries

- six research and development centres
- five engineering centres
- global headquarters in Spokane, Washington, USA



CONTACT DETAILS

for further information please visit our website at pyroteknc.com

Pyrotek endorse forest sustainability and the preservation of natural environment. We procure the highest quality materials from suppliers who hold FSC (Forest Stewardship Council) Certification and PEFC (Programme for the Endorsement of Forestry Certification) amongst other certification programmes.

Caveats: Specifications are subject to change without notice. The data in this document are typical of average values based on tests by independent laboratories or by the manufacturer and are indicative only. Materials must be tested under intended service conditions to determine their suitability for purpose. The conclusions drawn from acoustic test results are as interpreted by qualified independent testing authorities. Nothing here releases the purchaser/user from responsibility to determine the suitability of the product for their project needs. Always seek the opinion of your acoustic, mechanical or fire engineer on data presented by the manufacturer. Due to the wide variety of individual projects, Pyrotek NC is not responsible for differing outcomes from using their products. Pyrotek disclaims any liability for damages or consequential loss as a result of reliance solely on the information presented. No warranty is made that the use of this information or of the products, processes or equipment to which this Information Page refers will not infringe any third party's patents or rights. DISCLAIMER: This document is covered by Pyrotek standard Disclaimer, Warranty and © Copyright clauses. See www.pyroteknc.com/disclaimer.